

## 2015 Comprehensive Community Services (CCS) Program Survey Summary of Regional Data

The Division of Care and Treatment Services (DCTS) administers an annual CCS Program Survey, asking respondents to report on the CCS services provided to consumers during the calendar year. In particular, the survey asks CCS programs to report on consumer demographics and health conditions, discharge rates and destinations, and use of Evidence-Based Practices.

Following is a summary of the data collected from the four counties in our shared services CCS region who were certified and submitted data for 2015: Adams, Green Lake, Juneau, and Waushara Counties.

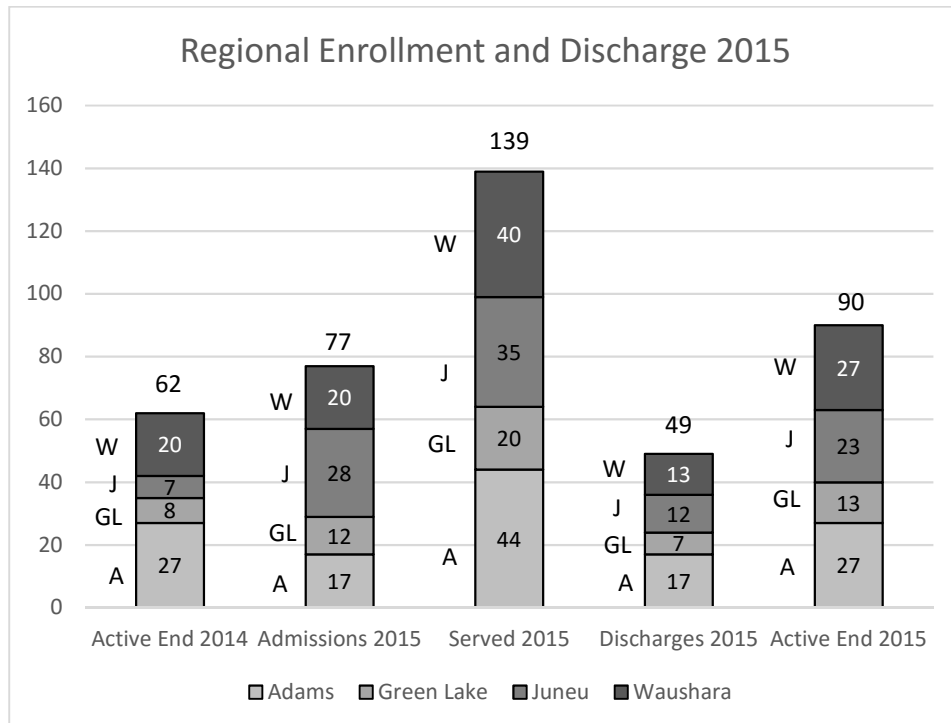
At the time of this report, the DCTS had not yet released the 2015 statewide CCS program survey report. Thus, the statewide Comprehensive Community Services 2014 Monitoring Report was used for comparison purposes in this report.

### CCS Staff

CCS programs may differ in their staff composition. Programs can be staffed either entirely by county employees or by a mix of county employees and contractors. In 2015, Green Lake County reported utilizing county staff only. Adams, Juneau, and Waushara Counties reported utilizing county employees and private contractors.

A 2014 statewide data comparison shows 75% of programs (27 of 36) staff their CCS with a mix of county workers and contractors.

### Program Enrollment and Discharge Information



## Discharge Reasons

The chart that follows summarizes the reasons consumers were discharged from CCS, utilizing the choices offered in the DHS's Program Participation System (PPS) – the statewide mental health data system.

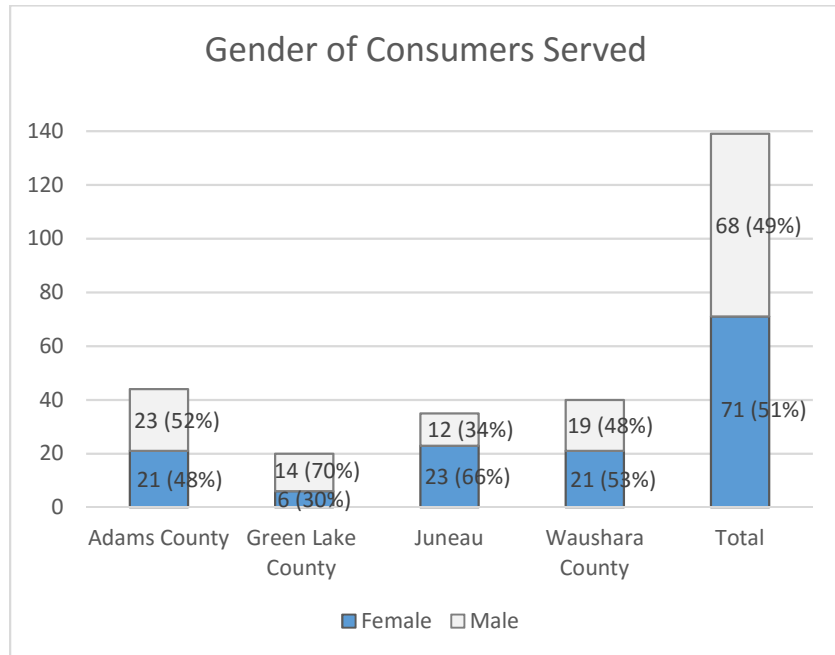
Reason for Discharge	Adams County	Green Lake County	Juneau County	Waushara County	Regional Totals	Statewide Comparison (2014 data)
Moved from service area	2	5	4	2	13 (26%)	97 (20%)
Recovered - CCS-level service not needed	7	2	1	2	12 (24%)	187 (38%)
funding or authorization ended	0	0	0	0	0	17 (3%)
services beyond CCS needed	0	0	1	2	3 (6%)	54 (11%)
consumer decided to withdraw	7	0	6	4	17 (34%)	97 (20%)
consumer sent to jail or prison	1	0	0	0	1 (2%)	6 (1%)
death	0	0	1	0	1 (2%)	11 (2%)
unknown reasons	0	0	0	3	3 (6%)	4 (1%)
Other	0	0	0	0	0	20 (4%)
<b>Totals</b>	<b>17</b>	<b>7</b>	<b>13</b>	<b>13</b>	50 (100%)	493 (100%)

## Discharge Destinations

Sites are asked to report what destination / environment the consumer transitioned to. Following are the results from our region:

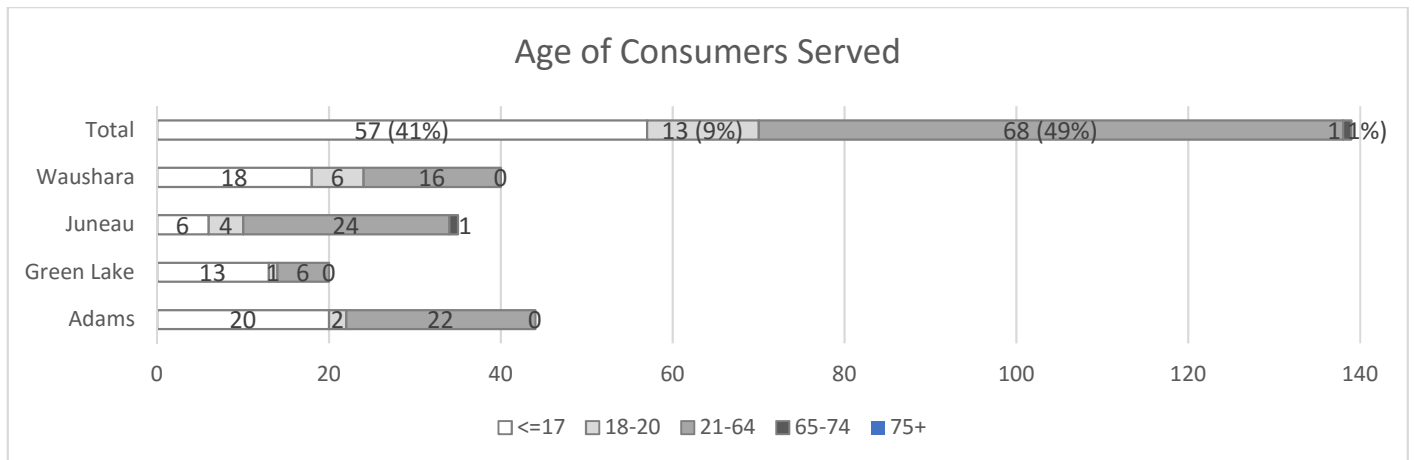
Discharge Destination	Adams	Green Lake	Juneau	Waushara
Another CCS	1	1		1
Community Support Program (CSP)			1	
Consumer did not transfer to other services	8		1	2
Group Home / Community-Based Residential Facility (CBRF)				
Inpatient / Institution for Mental Disease (IMD)				1
Nursing Home				
Outpatient therapy / psychiatry	2	3	4	2
Targeted Case Management (TCM) or other CM program	4			
Other – Crisis follow-up			1	
Other – Day Treatment Program				1
Unknown	1	3	5	3

## Demographic Information



2014 statewide data show similar results to the CWHP regional CCS data, in that the gender of CCS consumers was fairly evenly divided, with 52% being male, and 48% female.

Counties and tribes approved to provide CCS services are required to offer the CCS benefit to eligible consumers of all ages, including children (ages 17 years and under), adults ages 18 – 64 years, and elderly adults (65 – 74 years, and 75 years and over). Following is a summary of 2015 data from the CWHP regional CCS. It is notable that there weren't any consumers ages 75 and older serviced during the calendar year.



*\*note: there weren't any consumers served ages 75+*

Statewide, CCS programs reported serving the following ages of CCS consumers in 2014:

- 17 Years and Under – 32%
- 18 – 20 Years – 5%
- 21 – 64 Years – 59%
- 65 – 74 Years – 4%
- 75 Years and Over – less than 1%

Race of Consumers (n=139)	
Asian	0
Black / African American	1 (1%)
Hawaiian / Pacific Islander	0
White	132 (95%)
More than One Race	5 (3%)
Unknown	1 (1%)

Ethnicity Consumers (n=139)	
Hispanic / Latino	6 (4%)
Not Hispanic / Latino	132 (95%)
Unknown	1 (1%)

Veteran Status (n=139)	
Veteran	0 (0%)
Non-Veteran	138 (99%)
Unknown	1 (1%)

2014 data related to Veteran Status show only 2% of individuals served in CCS were recorded as veterans. The statewide report notes, "This percent is quite low, given that veterans represent approximately 7 percent of Wisconsin's total population. However, identified veterans also are under-represented in the county mental health system as a whole...whether veterans are truly under-represented among CCS consumers (or merely not identified as such) is unknown at this time."

### Medical Conditions & Substance Use

Substance Use		
	Regional (n=139)	Statewide
Use Tobacco	42 (30%)	26%
Abuse Alcohol	24 (17%)	18%
Abuse Other Drugs	28 (20%)	11%

Medical Conditions		
	Regional (n=139)	Statewide
Metabolic Syndrome	9 (6%)	10%
High Blood Pressure	6 (4%)	8%
High Cholesterol	3 (2%)	7%
Obesity	17 (12%)	12%
Type I Diabetes	0	2%
Type II Diabetes	6 (4%)	6%
Asthma	5 (4%)	7%
COPD	0	3%
Cardiovascular Problems	0	2%

## Evidence-Based Practices (EBPs) – Adults

Sites were asked to report on EBPs offered to adult consumers in 2015, and refers CCS programs to an “EBP Definitions” document provided by the Department of Health Services. CCS programs are asked to report whether they fully offered, partially offered, or did not offer each EBP last year. Being “Fully” implemented means the EBP offered had all the critical elements; being “Partially” implemented means the EBP offered had some of the critical elements; reporting “No” means the EBP was not offered at all during the year.

	Integrated Treatment for Co-Occurring Disorders (IDDT)	Family Psychoeducation	Illness Management and Recover (IMR)	Med Team	Supported Employment	Permanent Supportive Housing	Tobacco Cessation Bucket Approach	Other SAMHSA EBP
<b>Adams</b>	No	No	No	No	No	No	No	No
<b>Green Lake</b>	No	No	No	No	No	No	No	No
<b>Juneau</b>	No	Partially	Partially	No	No	Partially	No	No
<b>Waushara</b>	No	Partially	Partially	No	Partially	Partially	Partially	Partially

### Number of Adults Receiving Each EBP

	Integrated Treatment for Co-Occurring Disorders (IDDT)	Family Psychoeducation	Illness Management and Recovery (IMR)	Med Team	Supported Employment	Permanent Supportive Housing	Tobacco Cessation Bucket Approach	Other SAMHSA EBP
<b>Adams</b>	0	0	0	0	0	0	0	0
<b>Green Lake</b>	0	0	0	0	0	0	0	0
<b>Juneau</b>	0	2	26	0	0	2	0	0
<b>Waushara</b>	0	8	25	0	5	4	0	25*

\* Assertive Community Treatment (ACT)

Statewide, fewer than half of all CCS programs reported offering any particular EBP in 2014. Of the EBPs listed on the survey, Family Psychoeducation (offered by 42% of sites), Supported Employment (offered by 42% of sites), and IDDT (offered by 39% of sites) were the most commonly offered EBP’s.

## Evidence-Based Practices (EBPs) – Children

Sites were asked to report on EBPs offered to children consumers in 2015, and refers CCS programs to an “EBP Definitions” document provided by the Department of Health Services. CCS programs are asked to report whether they fully offered, partially offered, or did not offer each EBP last year. Being “Fully” implemented means the EBP offered had all the critical elements; being “Partially” implemented means the EBP offered had some of the critical elements; reporting “No” means the EBP was not offered at all during the year.

	Multisystemic Therapy (MST)	Therapeutic Foster Care (TFC)	Functional Family Therapy (FFT)	Parent-Child Interaction Therapy (PCIT)	Trauma-Focused Cognitive Behavior Therapy (TF-CBT)	Trauma-Informed Child-Parent Psychotherapy (TI-CPP)	Other SAMHSA EBP
<b>Adams</b>	No	No	No	No	Partially	Partially	No
<b>Green Lake</b>	No	No	No	No	No	No	No
<b>Juneau</b>	No	No	No	No	No	No	No
<b>Waushara</b>	No	No	No	No	No	No	No

### Number of Youth Receiving Each EBP

	Multisystemic Therapy (MST)	Therapeutic Foster Care (TFC)	Functional Family Therapy (FFT)	Parent-Child Interaction Therapy (PCIT)	Trauma-Focused Cognitive Behavior Therapy (TF-CBT)	Trauma-Informed Child-Parent Psychotherapy (TI-CPP)	Other SAMHSA EBP
<b>Adams</b>	0	0	0	0	6	6	0
<b>Green Lake</b>	0	0	0	0	0	0	0
<b>Juneau</b>	0	0	0	0	0	0	0
<b>Waushara</b>	0	0	0	0	0	0	0